


R501

ADVANCED MULTI ASSET MONITOR

Transformer



Gas Insulated Switchgear



MV Panel Switchgear



Air Insulated Switchgear



Rotating Machines



Power Cable



Robust | Reliable | Responsive

R501 Rack Mount Comprehensive and Customizable Asset Monitoring Solution



Rugged, Most Versatile and Multi Channel monitoring solution, Capable of Monitoring One or Multiple Assets: Basic Asset Monitoring, Fibre Optic Temperature Monitoring, Partial Discharge, Bushing, OLTC, Load, Power, and more...

Rapid transformation due to technological developments in electrical networks are challenging the performance of electrical assets connected in the network. Continuous online monitoring of electrical assets will increase the reliability, performance and expected lifetime while reducing the maintenance expenditure.

R501 is the most advanced monitoring solution designed to monitor multiple electrical assets with its simple and user-friendly interface. R501 provides condition monitoring of electrical assets by focusing on preventing asset failures and downtime. With our comprehensive monitoring solution, the health of assets can be determined and also maintenance activities can be scheduled. The system along with sensors, monitors, and software (Rugged Connect/ RMEYE) is completely modular and customizable, with its rack mount design various monitoring modules can be added as per the requirements and specifications. The solution can be used for existing (retrofit applications) or new electrical assets.

Our R501 gives state-of-the-art condition monitoring solution for industries with huge electrical infrastructure. It can analyze the data and obtain the predictive diagnostics to detect any serious faults before a major breakdown occurs. R501 is precisely designed to monitor all electrical assets and to provide a greater visibility into the assets.

Features

- Expandable with daissy chain & Field Upgradable to add different monitoring modules
- Highly secure, web server based visualization and configuration software
- Simple visualization & easy to configure
- Equipped with most accurate & advance health assessment analytics
- Range of communication options and protocol support; ethernet redundancy (PRP)

Applications



Transformer Monitoring
(Oil Filled / Dry type)



Cable Monitoring
(EHV / HV / MV)



Switchgear Monitoring
(GIS / AIS / MV Panel)



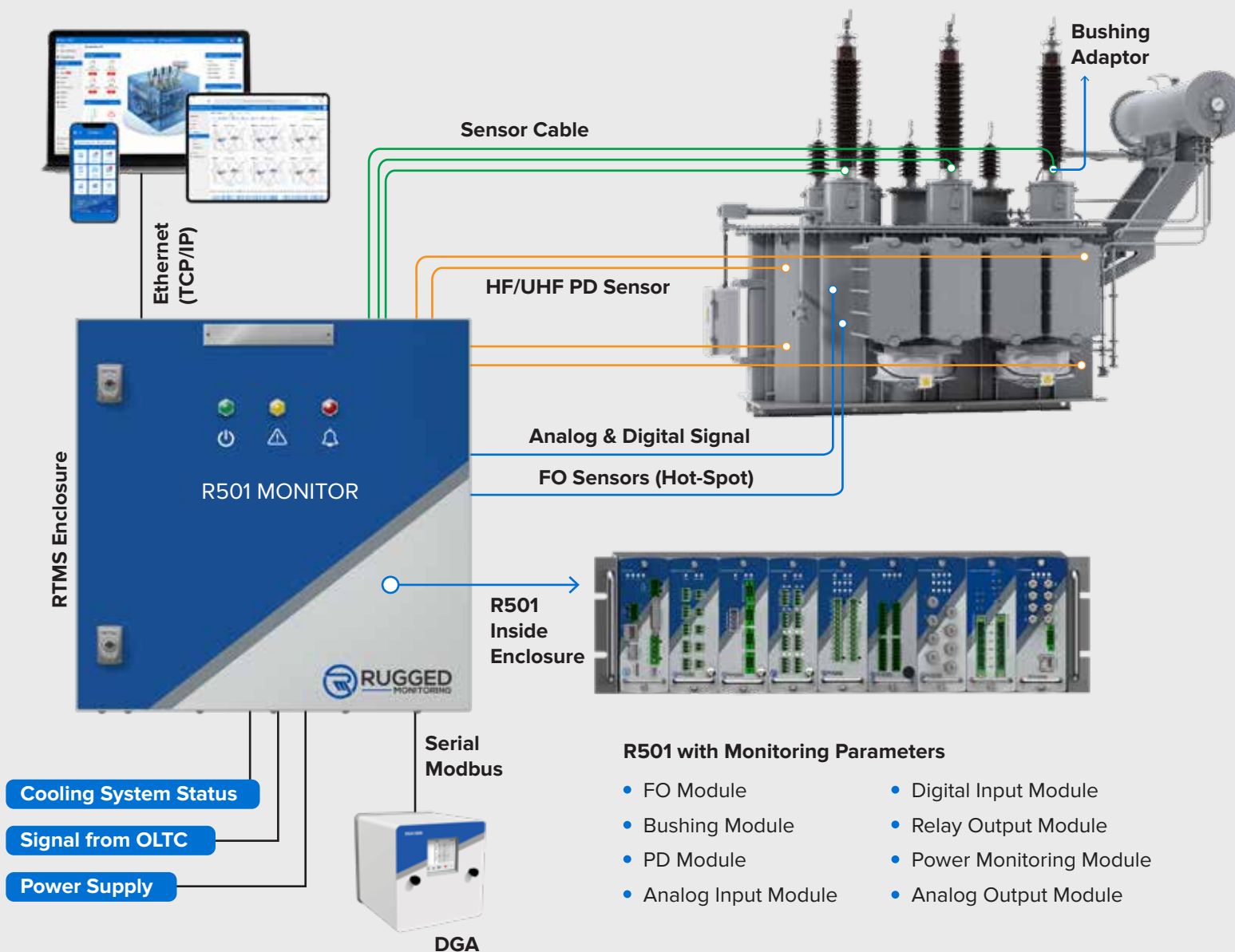
Motors/Generators Monitoring
(DOL / VFD)

Benefits

- Improved asset reliability
- Accurate predictive analysis
- Access asset data from anywhere
- One monitoring solution for multiple assets
- Increased asset lifetime
- Highest return on investment
- Field upgradable with no device downtime



System Architecture for Transformer



Temperature Monitoring

- Oil/Winding Temperature
- Ambient Temperature
- Moisture/ Bubbling Temperature

Advanced Monitoring

- Bushing Monitoring (PF, Capacitance)
- Partial Discharge (HF/UHF/Optical)
- Dissolved Gas Analyzer (GC/PAS/NDIR)
- Transient Over Voltage
- GIC Current Monitoring
- Vibration Monitoring

Direct Winding Hot Spot

- HV Winding
- LV Winding
- MV Winding
- Core Hot Spot

Load, Power, Losses

- Load/ Over Current
- Active/ Reactive Power
- Overload Capacity/ Duration
- Power Factor/ Losses

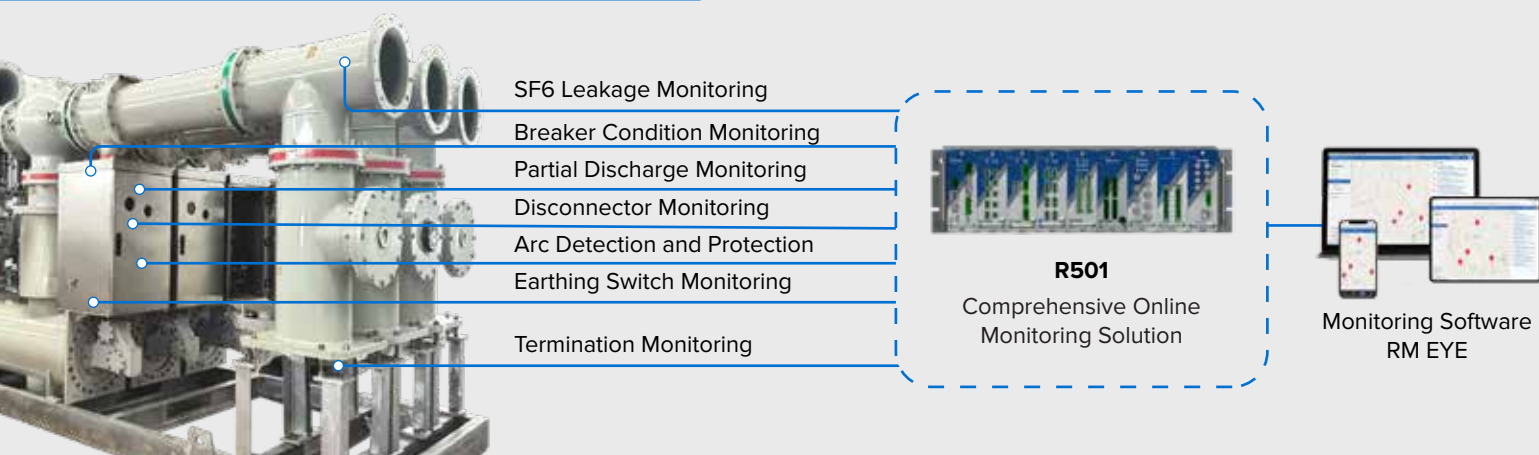
OLTC Monitoring

- Tap Position/Contact Wear
- Motor Current/Voltage
- Motor Torque/ Power Consumption
- Oil Temperature/ Level
- Partial Discharge
- Dissolved Gases

Cooling Monitoring/ Control

- Fan/ Pump Condition
- Motor Condition
- Intelligent Cooling Control
- Cooling Efficiency
- Oil/ Water Flow
- Inlet/ Outlet Oil Temperature

System Architecture for GIS



SF6 Leakage Monitoring

- SF6 Pressure / Density
- SF6 Leak Rate
- SF6 Time to Refill
- SF6 Time to Lockout
- Moisture / Dewpoint

Partial Discharge Monitoring

- PD Detection
- Fault Characterization
- PD Localization
- PD Severity Analysis
- PD Test and Measurement Services

Disconnecter Monitoring

- Active Parts Temperatures
- Motors Condition
- Travel Curve and Speed during Opening and Closing
- Switches / Operating Drive Condition
- Offline/ Routine Test Reports

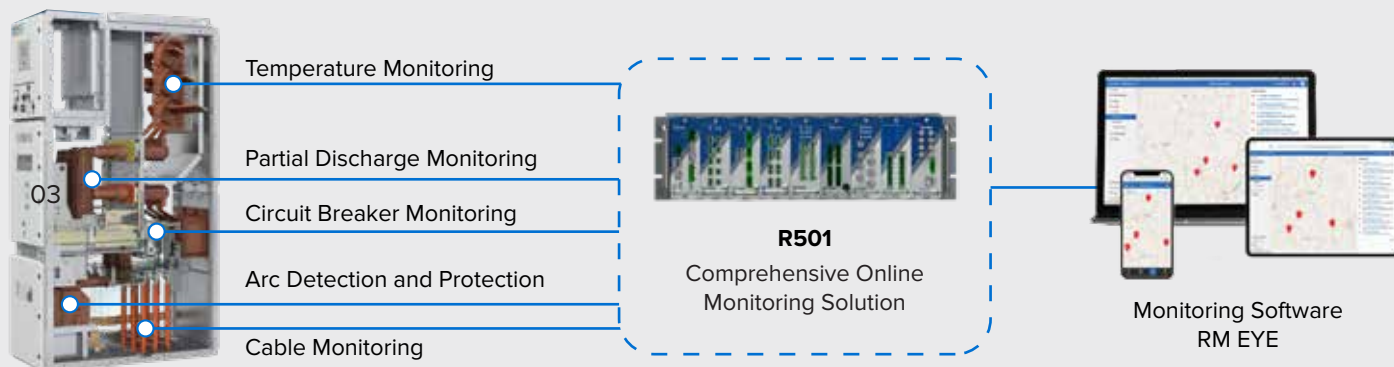
Earthing Switch Monitoring

- Switches / Operating Drive Condition
- Operating Mechanism
- Motor Condition
- Active Parts Temperatures

Breaker Condition Monitoring

- Operation Timing Analytics (without transducer & With Transducer)
- PD Analytics
- SF6 Analytics
- Stored Energy Analytics
- Contact wear
- Breaker Control Cubical

System Architecture for MV Panel



Temperature Monitoring

- Busbar Hot Spots
- Cable Terminations Temperature
- Breaker Mechanism
- Busbar Joints

Cable Monitoring

- Temperature Monitoring
- Partial Discharge Monitoring
- Sheath Current Monitoring
- Power Monitoring

Partial Discharge Monitoring

- PD Detection
- Fault Characterization
- PD Localization
- PD Severity Analysis
- PD Test and Measurement Services

SF6 Leakage Monitoring

- SF6 Monitoring and Humidity

Circuit Breaker Monitoring

- PD Detection
- Fault Characterization
- PD Localization
- PD Severity Analysis
- PD Test and Measurement Services

System Architecture for AIS



Partial Discharge Monitoring

- PD Detection
- PD Localization
- PD Severity Analysis
- PD Test and Measurement Services

Thermal Monitoring

- Thermal Profiling
- Hot Spot Identification
- Hot Spot Localization

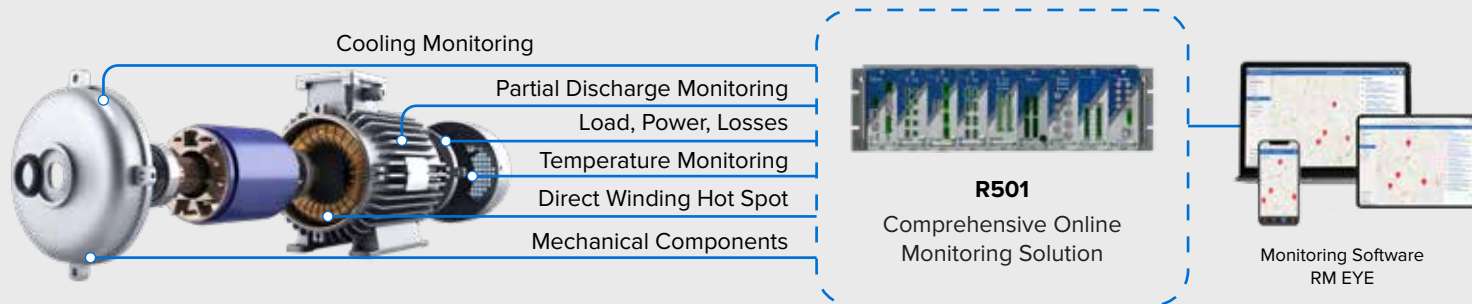
Intrusion Detection

- Video camera
- Integrated with thermal imaging camera
- Real-time monitoring and Alarm Notification
- Coronagraphy

Other Monitoring

- LA Monitoring
- CT Monitoring
- VT/CVT Monitoring
- Dis-connector Monitoring CB Monitoring

System Architecture for Rotating Machine



Cooling Monitoring/Control

- Inlet Temperature
- Outlet Temperature
- Intelligent Cooling Control
- Cooling Efficiency

Temperature Monitoring

- Bearing Temperature
- Ambient Temperature
- Winding Temperature
- Cooling Air Temperature

Partial Discharge Monitoring

- PD Detection
- PD Localization
- PD Severity Analysis
- Offline/Routine Test Reporting

Direct Winding Hot Spot

- Stator Winding Hot Spot
- Rotor Airgap Temperature

Power Monitoring

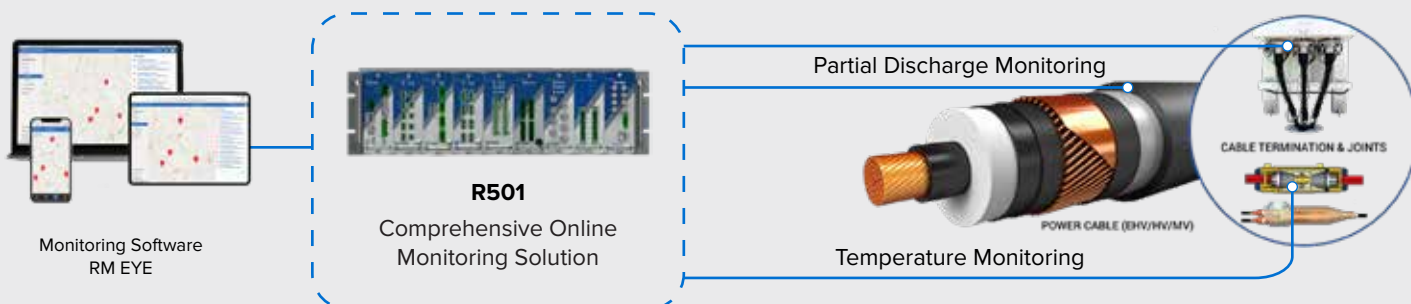
- Load / Over Current
- Active / Reactive Power
- Power Factor

04

Mechanical Components

- Flux Analytics
- CSA Analytics
- PD Analytic
- Vibration Analytics
- Temperature Analytic
- Bearing analysis
- Gear Box Monitoring

System Architecture for Cable



Partial Discharge Monitoring

- PD Detection
- Fault Characterization
- PD Localization
- PD Severity Analysis
- PD Test and Measurement Services

Temperature Monitoring

- Thermal Profiling
- Hot Spot Identification
- Hot Spot Localization
- Humidity Monitoring

Power Monitoring

- Load Monitoring
- Current Monitoring
- Voltage Monitoring
- Sheath Current Monitoring

R501 Monitoring Modules

Most Advanced Monitoring Solution to Realize the Optimum Performance of Electrical Assets



Remote / Integrated Display

1. CPU/GTW Module

Option A. CPU Module

- Data Processing & Storage
- System Fault Relay
- 01 x Serial (RS485) ports
- 02 x Ethernet (PRP support)
- Health Assessment Analytics

Option B. CPU with GTW

- Main rack with CPU, Slave rack with GTW
- Provides power to all modules
- Up to 4 Racks can be daisy chained
- 01 x Serial (RS485) ports

Option C. GTW without CPU

- Main rack and slave racks with GTW
- Provides power to all modules
- Supports FOM and FLM modules
- Up to 4 Racks can be daisy chained
- 01 x Serial (RS485) ports

2. Analog Input Module

- 05 or 10 channels
- AC/DC current input
- RTD / Potentiometer
- Built-in LED indicators

3. Power Monitoring Module

- 03 Current & 03 Voltage Inputs
- Active, Reactive & Apparent Power
- Transformer Power Factor
- Through-Fault Monitoring (I2T)
- Current Signature Analysis
- OLTC Motor Torque

4. Digital Input Module

- 08 or 16 channels
- Input Voltage 75 - 250Vdc
- Threshold Voltage > 60V
- Built-in LED indicators

5. Relay Output Module

- 04 or 08 Form C Relays
- Dry contact (NO-C-NC)
- User Programmable
- Built-in LED indicators

6. Analog Output

- 08 or 16 Analog output
- DC Current Loop (4-20mA / 0-1mA)
- Dc Voltage (0-5V / 0-10V)
- User Programmable
- Built-in LED indicators



7. Fiber Optic Module

- 02, 04, 06 and 08 Channels
- GaAs (200u and 62.5u) Module
- Fluro Module
- Built-in LED indicators



8. Bushing Monitoring Module

- 03 or 06 Channels
- Leakage Current
- Tan Delta / Power Factor
- Capacitance
- Phase Voltage
- Custom Tap Adaptor for Different Bushing



HF

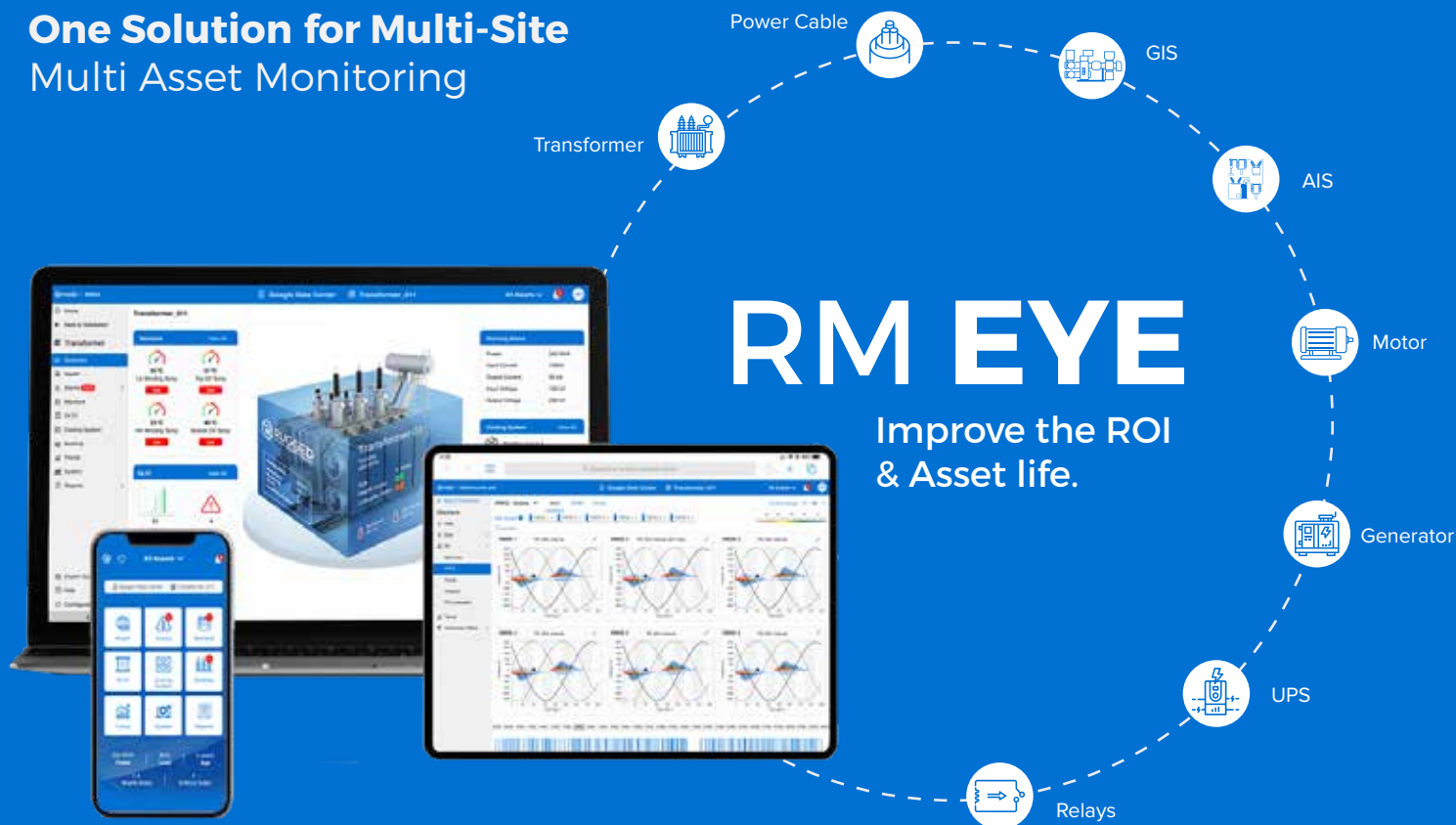


UHF

9. Partial Discharge Module

- 04 or 08 Channels Continuous Monitoring
- Wide Range (HF and UHF)
- Sampling 125 Ms/s
- Vertical Resolution 12bit
- Advanced PD Analysis
- UHF, Acoustic, Bushing PD Sensors available

One Solution for Multi-Site Multi Asset Monitoring




Technical Specifications

POWER SUPPLY	Input Power Requirement	24 - 48 V DC (Default), 120 W, and any other (upon request)
CPU MODULE	Data Storage Capacity	MicroSD external memory slot (up to 2 TB)
	Logging Rate	1 sec interval on USB
	Config port	USB (to use with Rugged connect windows software)
SYSTEM CAPACITY	Maximum number of Channels	Expandable to 256 Channels, Daisy chain up to 32 units (with Modbus, Canbus)
FIBER OPTIC MODULES	# of Channels	2, 4, 6 and 8 channels
	Measurement Range	-80 °C to +300 °C (cryogenic 4 °K range optional)
	Resolution	0.1 °C
	Accuracy	±1.0 °C (±0.2 °C in relative temperature)
	Scan Rate	200 ms / channel (Optional: Faster scanning rates available)
ANALOG INPUT MODULE	# of Input Channels	05 or 10 Channels
	AC Current Input	Clamp-on CT with different ranges: 5Amp, 10Amp, 20Amp, 100Amp and others available
	DC Current Input	4 - 20 mA
	Temperature Input	100 ohm platinum (Pt100)
	Potentiometer	up to 20,000 ohms
POWER MONITORING MODULE	# of Input Channels	03 Current and 03 Voltage
	Current Input Range	0 - 5A
	Voltage Input Range	0 - 250V
	Sampling Rate	32 KS/s
	Measurement Parameters	Power, Through-Fault, Motor Torque etc.
DIGITAL INPUT MODULE	# of Input Channels	08 or 16 Channels
	Dry Contact	Resistance between the contact < 100 Ω
	Powered Contact	75 - 250Vdc
ANALOG OUTPUT MODULE	# of Input Channels	08 or 16 Channels
	Output format	4-20 mA or 0-5V or 0-10V Configurable for any measured / calculated value
BUSHING MONITORING MODULE	# of Input Channels	03 or 06 Channels
	Leakage Current Range	1mA to 200mA
	Monitoring Parameters	Tan Delta (PF), Capacitance, Phase Voltage
PARTIAL DISCHARGE MODULE	# of Input Channels	04 or 08 Channels
	Acquisition Bandwidth	HPM: 0.01 - 100Mhz UPM: 100 MHz - 2 GHz
	Monitoring Parameters	PD Amplitude, Discharge Rate and PRPD
OUTPUT RELAY MODULE	# of Output Channels	04 or 08 Form C relays
COMMUNICATION OPTIONS	Ethernet Ports (RJ-45 & FO Ethernet)	Modbus, DNP3.0, IEC 60870-5-104, MQTT, IEC61850, PRP
	Serial Port	RS485 with Modbus support
	CANBUS Port	CANBUS Master/Slave support for Can Dataloggers

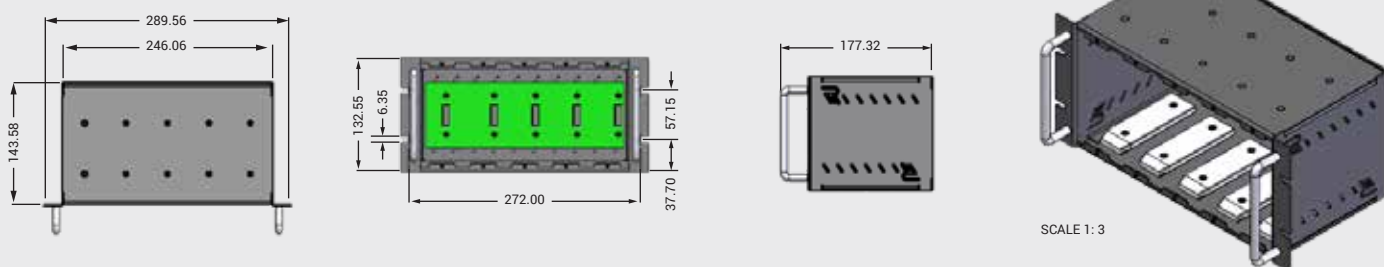
EMC COMPLIANCE	Conducted & Radiated Emissions	ICES-003 (2016), CISPR32 (2015), CISPR11 (2015)
	ESD and EM Field Immunity	IEC61000-4-2, C37.90-3, IEC61000-4-3, C37.90.2
	Fast Transient & Surge Immunity	IEC61000-4-4, IEC61000-4-5, C37.90.2
	Magnetic Field Immunity	IEC61000-4-8, IEC61000-4-10
	Immunity from Conducted Disturbances	IEC61000-4-6, IEC61000-4-16
	Ripple, Dips & Damped Oscillatory	IEC61000-4-17, IEC61000-4-18, IEC61000-4-29
	Safety	IEC60255-26 and CE Certified
ENVIRONMENTAL AND MECHANICAL	Operating Temperature	-40 to 72 °C
	Operating Humidity	95% Non Condensing
	Storage Temperature	-40 to 85 °C
	Dimensions 8 Chaise	W48.25 x H15.71 x D17.73 cm (19.00" x 2.25" x 6.98")
	Weight	App. 5Kg. (for complete filled Chassis)

Product Drawing



Weight : 5 Kilograms

Optional Smaller 3U Chassis



Ordering Code

Contact our sales team for Ordering Code

Asset Monitoring : Enterprise Architecture

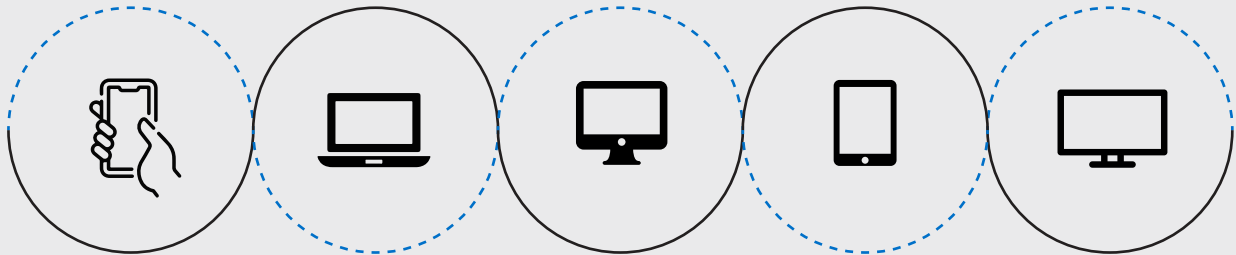
Compatible with Rugged Monitoring Enterprise Solution

UI UX



- Data Layer
- Analytics
- User Interface
- Custom Dashboards
- Reporting
- Email/SMS Notifications

RM EYE



Private Cloud (Customer Cloud),
Rugged Monitoring Cloud

IEC 60870-104

IEC 61850

FTP/SFTP

- XML, JSON

- CSV, COMTRADE

Data Collection

ODBC

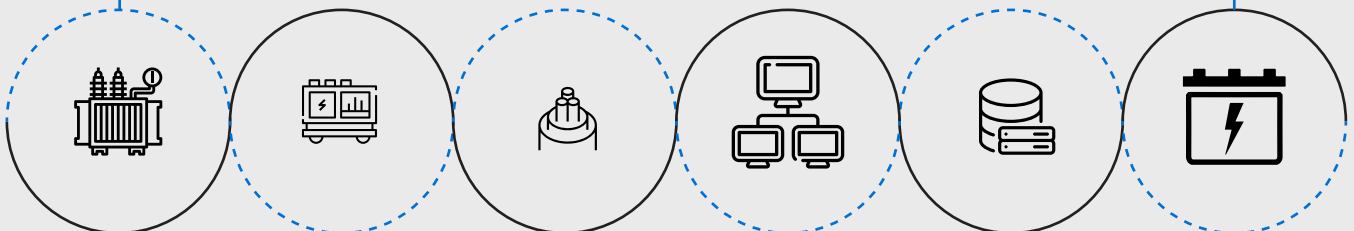
MODBUS

DNP 3.0

HTTPS

MQTT

Asset Data



Transformer
Monitoring
System

Switchgear
Monitoring
System

Power Cable
Monitoring
System

- Offline Test Results
- Inspection Records
- Name Plate

- Historian
- CMMS
- SCADA/ DCS

Power Electronics
(Battery, UPS,
VFD, Relay)

One Solution for Multi-Site Multi Asset Monitoring

**RM Eye - Unified platform to monitor entire network
of electrical assets**

Features

- **Advanced asset health monitoring** with analysis and recommendations to increase asset effectiveness in addition to maximizing equipment uptime
- **Modern remote monitoring solutions** provide valuable insights to Multiple Assets at Multiple Sites from time to time
- **Establish a real time and consistent monitoring** by getting the right information into right hands
- **Simple and user-friendly interface** providing easy and fast access to all the features
- **Everything about the asset at one place**
The raw data, analysis and recommendations
- **Advanced asset algorithms** for electrical assets to evaluate asset health
- **Advanced reporting technology with automated alerts**
- **An efficient, reliable partial discharge monitoring for all the assets**
- **A detailed comprehensive DGA analysis**
- **Built on well-established remote and cloud-based monitoring technology**
- **Quick configuration** so that you are not required to configure separately.
- **Protocols: MODBUS, MQTT, IEC61850**
- **Robust integration with 3rd party systems and devices** with industry standard protocols
- **Bulk configuration imports for fast deployment**
- **Encompasses a secure access to data and configuration**
- **QR code scanner on mobile devices**
- **Accessible on web browser and mobile app**
- **Historical data storage and on demand access** via export feature
- **Extended multilingual support** to handle product inquires or troubleshoot problems proactively
- **Systematic fleet management analysis**
- **Offline test data integration and analysis**

Why Customers Choose Us?

RM solution, the trusted monitoring solution for over 10000+ assets across 50+ countries. We are a leading High Value Electrical Asset Monitoring Company integrating fibre optic technology to the assets.



Attention to Details

It's our attention to the small stuff, scheduling of timelines and keen project management that makes us stand out from the rest.



A plan for Success

Our Customers are well satisfied with the advisory services that we offer to help them with best in class technological performance and a long durable life.



Experts only

We bring-in our diversified experienced team with over 100+ years of experience in Asset Monitoring



Meeting Deadlines

Work with us, and you'll work with seasoned professionals – vigilant of deadlines, and committed to exceeding client expectations.



Money Matters

We protect you against currency fluctuation with competitive and fair market prices




Our Presence Across the Globe



Head Office

 **Canada**

1415 Frank-Carrel, Suite
230, Quebec, QC - G1N
4N7, CANADA

 +1-418-767-0111

[Asia Pasific](#) | [India](#) | [Europe](#) | [Latin America](#) | [Middle East](#) | [North America](#)

Rugged Monitoring Services

Rugged Monitoring provides customization of sensors, monitors & software. In addition we offer on-site commissioning services, maintenance contracts and technical support to all customers worldwide.

About Rugged Monitoring

Industry's leading team of asset condition monitoring experts with 100+ years of combined experience committed to delivering customizable solutions for challenging applications. We offer a range of reliable, high performance, customizable sensors and monitoring solutions that are immune to external influence.



 [ruggedmon](#)

 info@ruggedmonitoring.com

 www.ruggedmonitoring.com

©2021 Rugged Monitoring Company. All rights reserved. Information subject to change without notice. All trademarks are properties of their respective companies, as noted herein.